



Central Baptist College Student Guide

Welcome to Central Baptist College!

Student Login Information:

Below you will find your login protocol for the campus network as well as
for your E-mail and CANVAS:

Username: (First initial, Middle initial, Last Name)

Password:Mustangs1

Central Baptist College has free campus wide Wi-Fi for students!
The Wi-Fi has no password; the Wi-Fi for each building is named after
that building (I.E. Watkins Student Wi-Fi)

Central Baptist College Student Guide

Section 1: CBC Website

Go to the Central Baptist College website: <http://www.cbc.edu>

Scroll halfway down the page until you see 'Life at CBC' - Click on 'My CBC'

Welcome to Central Baptist College



On behalf of our faculty and staff, welcome to Central Baptist College!

We are so glad that you have taken this step to learn more about CBC. As you explore our website, please let us know if we can help you in any way. As the students at CBC will tell you, our door is always open. We hope you will soon schedule a campus visit and begin to experience the reality of what an education at CBC can mean in your life.

Life at CBC

- Virtual Experience
- Academics
- Housing & Resident Life
- Degree Options
- Campus Visits
- My CBC


APPLY NOW

Click on My CBC

This will take you to the Student Life Portal Login Page. Scroll down till you see the icons below:



CBC Email



Library Services



canvas

Canvas



Nelnet



Student Campus Anywhere



Faculty Campus Anywhere

Let's say your name is John Bubba Doe. When prompted, enter your login information:
first initial-middle initial-last name (i.e. jbdoe)
Password:Mustangs1

The login information for Campus Anywhere is your student ID number (back of ID Card)
The Password is your 8 digit birthday (12311985)

Section 2: Self-service password portal/SSO

Go to www.cbc.edu/mycampus and Login with your CBC username and password



Update Your Profile Efficiently :

User Registration

Establish your identity via registration

Self Update

Update your contact information

Change Password

Change your password using current password

Sign in

User Name:

Password:

Log on to: CBC



Reset Password

Reset your forgotten password



Unlock Account

Unlock your locked out account

Once logged in you will be required to change your password. The password requirements are listed below.

Change Password

Change your current domain password.

Old Password :

New Password :

Confirm New Password :

- Minimum length should be at least "8"
- Number of special characters to include "1"
- Must contain both upper and lowercase characters
- Number of numerals to include "1"
- Must not be a palindrome
- Must not contain any character more than twice consecutively
- Must not have 5 consecutive characters from username
- Maximum length should not exceed "15"

Password Requirements:

Passwords must be at least six characters long, have an Upper Case letter, lower case letter, and a number or a symbol (I.E. Grace1)

After changing the password, you will be required to enroll in the self-service portal.

Welcome! This portal offers you the power of password self-service!



- Password self-service: Reset password yourself when you forget it! Don't wait for the helpdesk!
- Self-service Account Unlock: Unlock the computer, when you are locked out of it.
- Self-service Directory Update: Update the changes in contact details yourself! And more..
- Applications: Link your other platform accounts with your Windows Active Directory account.

Enroll now to enjoy these benefits! [Click Here](#)

Choose your security questions and answers, click enroll when finished

User Registration

The information you provide here will be used to authenticate you when you attempt to reset your password or unlock your account.

Security Questions

Length Specification

- The minimum length of the answer(s) should be 5 characters and maximum allowed is 255 characters

Register Your Security Question & Answer

Question:

Question:

Hide Answer(s)

Enroll

To View your courses in Canvas:

When you log in to Canvas, you will see a screen with several option Tabs at the top: 'My Info', 'Change Password', 'Enrollment' and 'Applications'. To see your courses, select 'Applications'.

This takes you to a screen with a 'List of Applications'. Choose 'Instructure'.


This takes you to your Dashboard.

In Canvas, under 'Courses', you will only be able to see the *Active Courses* (Those that are current and have been published for viewing by the instructors).

To see all the courses you are registered for; under 'Courses' select 'All Courses'.

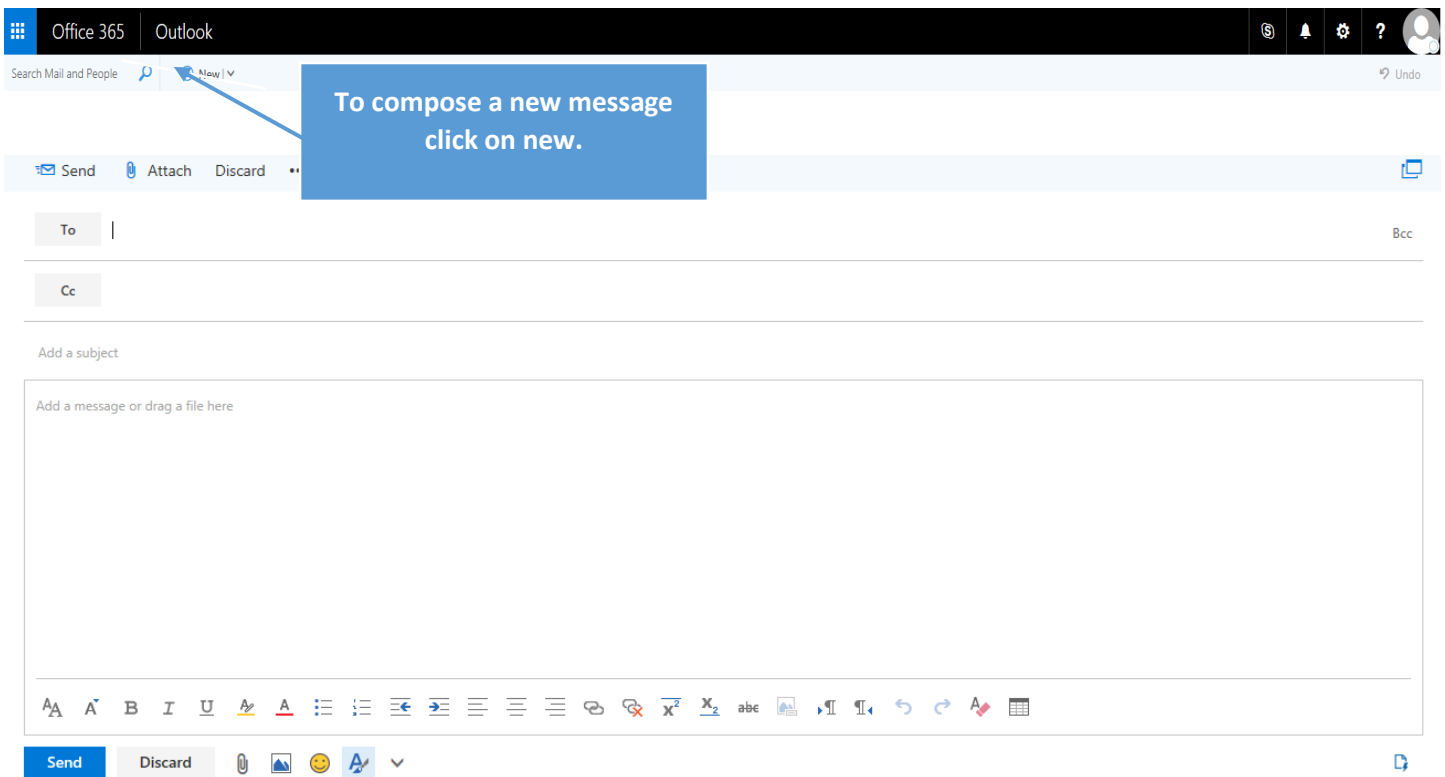
Section 3: Central Baptist College E-mail

Once you click the Office icon, you will be taken to the Office 365 login screen



Let's say your name is John Bubba Doe. When prompted, enter your login information:
first initial-middle initial-last name (i.e. jbdoe)
Password:(current password)

At the top of the page you will see the toolbar shown below.



Section 4: Campus Anyware

Once you click on the Campus Anyware icon, you will be taken to the Campus Anyware Login Page.

Campus Anyware allows you to access your billing and midterm/final grades.

Online Registration & Student Information Services

REGISTRATION

- Registration
- Course Offerings

STUDENT RECORDS

- Billing
- Financial Aid
- Degree Audit
- Grade Report
- Schedule
- Transcript

STUDENT SERVICES

- Online Payment
- Personal Calendar
- Update Address/Phone
- Change PIN
- Advising

Clicking on either link will prompt you for your Student ID and PIN.

Login

Student ID

PIN

Term: Choose One

Login

[Forgot PIN](#)

[Help](#)

If you wish to leave a session at any point after you've logged in, please use the [Sign Out](#) link in the upper right corner of the screen to insure the privacy of your session.

The login information for Campus Anyware is your student ID number (back of ID Card)

The Password is your 8 digit birthday (12311985)

Hitting Forgot Pin will send your current PIN to the email address that you have on file with Central Baptist College.

Make sure to select the correct term