

2020 EADA Survey

Institution: Central Baptist College (106713)

User ID: E1067131

Screening Questions

Please answer these questions carefully as your responses will determine which subsequent data entry screens are appropriate for your institution.

1. How will you report Operating (Game-day) Expenses?

- By Team Per Participant

2. Select the type of varsity sports teams at your institution.

- Men's Teams
- Women's Teams
- Coed Teams

3. Do any of your teams have assistant coaches?

- Yes
- Men's Teams
- Women's Teams
- Coed Teams
- No

If you save the data on this screen, then return to the screen to make changes, note the following:

- 1) If you select an additional type of team remember to include associated data for that type of team on subsequent screens;
- 2) If you delete a type of team but have already entered associated data on other screens, all associated data for that type of team will be deleted from subsequent screens. However, because the survey system has to recalculate the totals, you must re-save every screen.

Sports Selection - Men's and Women's Teams

Select the varsity sports teams at your institution.

Sport	Men's	Women's	Sport	Men's	Women's
Archery	<input type="checkbox"/>	<input type="checkbox"/>	Badminton	<input type="checkbox"/>	<input type="checkbox"/>
Baseball	<input checked="" type="checkbox"/>		Basketball	<input checked="" type="checkbox"/>	<input checked="" type="checkbox"/>
Beach Volleyball	<input type="checkbox"/>	<input type="checkbox"/>	Bowling	<input type="checkbox"/>	<input type="checkbox"/>
Cross Country	<input checked="" type="checkbox"/>	<input checked="" type="checkbox"/>	Diving	<input type="checkbox"/>	<input type="checkbox"/>
Equestrian	<input type="checkbox"/>	<input type="checkbox"/>	Fencing	<input type="checkbox"/>	<input type="checkbox"/>
Field Hockey		<input type="checkbox"/>	Football	<input type="checkbox"/>	
Golf	<input checked="" type="checkbox"/>	<input checked="" type="checkbox"/>	Gymnastics	<input type="checkbox"/>	<input type="checkbox"/>
Ice Hockey	<input type="checkbox"/>	<input type="checkbox"/>	Lacrosse	<input type="checkbox"/>	<input type="checkbox"/>
Rifle	<input type="checkbox"/>	<input type="checkbox"/>	Rodeo	<input type="checkbox"/>	<input type="checkbox"/>
Rowing	<input type="checkbox"/>	<input type="checkbox"/>	Sailing	<input type="checkbox"/>	<input type="checkbox"/>
Skiing	<input type="checkbox"/>	<input type="checkbox"/>	Soccer	<input checked="" type="checkbox"/>	<input checked="" type="checkbox"/>
Softball		<input checked="" type="checkbox"/>	Squash	<input type="checkbox"/>	<input type="checkbox"/>
Swimming	<input type="checkbox"/>	<input type="checkbox"/>	Swimming and Diving (combined)	<input type="checkbox"/>	<input type="checkbox"/>
Synchronized Swimming		<input type="checkbox"/>	Table Tennis	<input type="checkbox"/>	<input type="checkbox"/>
Team Handball	<input type="checkbox"/>	<input type="checkbox"/>	Tennis	<input type="checkbox"/>	<input type="checkbox"/>
Track and Field (Indoor)	<input type="checkbox"/>	<input type="checkbox"/>	Track and Field (Outdoor)	<input checked="" type="checkbox"/>	<input checked="" type="checkbox"/>
Track and Field and Cross Country (combined)	<input type="checkbox"/>	<input type="checkbox"/>	Volleyball	<input type="checkbox"/>	<input checked="" type="checkbox"/>
Water Polo	<input type="checkbox"/>	<input type="checkbox"/>	Weight Lifting	<input type="checkbox"/>	<input type="checkbox"/>

Wrestling



Other Sports

**(Specify sports in the caveat box.)*****Caveat:**

The caveat on this screen is for internal use and does not appear on the EADA Dissemination Website (public site). If you want information to appear on the public site, enter it on the Athletic Participation screen.

* If you indicated in the caveat box that your other sports are Dancing and/or Cheerleading, please specify in the caveat box that these are competitive varsity teams (i.e., not pep squads).

If you save the data on this screen, then return to the screen to make changes, note the following:

- 1) If you select an additional team remember to include associated data for that sport on subsequent screens;
- 2) If you delete a sport but have already entered associated data on other screens, all associated data for that sport will be deleted from subsequent screens. However, because the survey system has to recalculate the totals, you must re-save every screen.

Athletics Participation - Men's and Women's Teams

Enter the number of participants as of the day of the first scheduled contest.

Varsity Teams

Men's Teams

Women's Teams

Baseball	34	
Basketball	15	15
Cross Country	9	8
Golf	8	5
Soccer	29	12
Softball		19
Track and Field (Outdoor)	17	7
Volleyball		12
Wrestling	15	
Total Participants Men's and Women's Teams	127	78
Unduplicated Count of Participants (This is a head count. If an individual participates on more than one team, count that individual only once on this line.)	120	73

CAVEAT

(For each men's or women's team that includes opposite sex participants, specify the number of male and the number of female students on that team in this caveat box. This does not apply for coed teams. Additionally, provide any other clarifying information here.)

If you save the data on this screen, then return to the screen to make changes, please note you must re-save every screen because the survey system has to recalculate the totals.

Head Coaches - Men's Teams

For each men's team, indicate whether the head coach is male or female, was assigned to the team on a full-time or part-time basis, and whether the coach was employed by the institution on a full-time basis or on a part-time or volunteer basis, by entering a 1 in the appropriate field.


The Swimming and Diving (combined) fields allow up to 2 head coaches. The Track and Field and Cross Country (combined) fields allow up to 3.

Male Head Coaches

Female Head Coaches

Varsity Teams	Assigned to Team	Assigned to Team	Full-Time Institution Employee	Part-Time Institution	Assigned to Team	Assigned to Team	Full-Time Institution Employee	Part-Time Institution	Total Head Coaches
	on a Full-Time Basis	on a Part-Time Basis		Employee or Volunteer	on a Full-Time Basis	on a Part-Time Basis		Employee or Volunteer	
Baseball		1	1						1
Basketball	1		1						1
Cross Country		1	1						1
Golf		1	1						1
Soccer		1	1						1
Track and Field (Outdoor)		1	1						1
Wrestling	1		1						1
Coaching Position Totals	2	5	7	0	0	0	0	0	7

CAVEAT



Head Coaches - Women's Teams

For each women's team, indicate whether the head coach is male or female, was assigned to the team on a full-time or part-time basis, and whether the coach was employed by the institution on a full-time basis or on a part-time or volunteer basis, by entering a 1 in the appropriate field.


The Swimming and Diving (combined) fields allow up to 2 head coaches. The Track and Field and Cross Country (combined) fields allow up to 3.

Male Head Coaches

Female Head Coaches

Varsity Teams	Male Head Coaches			Female Head Coaches			Total Head Coaches
	Assigned to Team on a Full-Time Basis	Assigned to Team on a Part-Time Basis	Part-Time Institution Employee or Volunteer	Assigned to Team on a Full-Time Basis	Assigned to Team on a Part-Time Basis	Part-Time Institution Employee or Volunteer	
Basketball	<input type="text"/>	<input type="text" value="1"/>	<input type="text" value="1"/>	<input type="text"/>	<input type="text"/>	<input type="text"/>	<input type="text" value="1"/>
Cross Country	<input type="text"/>	<input type="text" value="1"/>	<input type="text" value="1"/>	<input type="text"/>	<input type="text"/>	<input type="text"/>	<input type="text" value="1"/>
Golf	<input type="text"/>	<input type="text" value="1"/>	<input type="text" value="1"/>	<input type="text"/>	<input type="text"/>	<input type="text"/>	<input type="text" value="1"/>
Soccer	<input type="text"/>	<input type="text" value="1"/>	<input type="text" value="1"/>	<input type="text"/>	<input type="text"/>	<input type="text"/>	<input type="text" value="1"/>
Softball	<input type="text"/>	<input type="text"/>	<input type="text"/>	<input type="text" value="1"/>	<input type="text"/>	<input type="text" value="1"/>	<input type="text" value="1"/>
Track and Field (Outdoor)	<input type="text"/>	<input type="text" value="1"/>	<input type="text" value="1"/>	<input type="text"/>	<input type="text"/>	<input type="text"/>	<input type="text" value="1"/>
Volleyball	<input type="text"/>	<input type="text"/>	<input type="text"/>	<input type="text" value="1"/>	<input type="text"/>	<input type="text" value="1"/>	<input type="text" value="1"/>
Coaching Position Totals	<input type="text" value="0"/>	<input type="text" value="5"/>	<input type="text" value="5"/>	<input type="text" value="0"/>	<input type="text" value="2"/>	<input type="text" value="0"/>	<input type="text" value="7"/>

CAVEAT



Head Coaches' Salaries - Men's and Women's Teams

Enter only salaries and bonuses that your institution pays head coaches as compensation for coaching. Do not include benefits on this screen.
 Do not include volunteer coaches in calculating the average salary and the Full-Time Equivalent (FTE) Total.
 For help calculating the FTE total click on the Instructions link on this screen.

	Men's Teams	Women's Teams
Average Annual Institutional Salary per Head Coaching Position (for coaching duties only)	21,857	18,428
Number of Head Coaching Positions Used to Calculate the Average	7	7
Number of Volunteer Head Coaching Positions (Do not include these coaches in your salary or FTE calculations.)	0	0
Average Annual Institutional Salary per Full-time equivalent (FTE)	49,117	44,481
Sum of Full-Time Equivalent (FTE) Positions Used to Calculate the Average	3.12	2.90

CAVEAT

Assistant Coaches - Men's Teams


For each men's team, indicate whether the assistant coach is male or female, was assigned to the team on a full-time or part-time basis, and whether the coach was employed by the institution on a full-time basis or on a part-time or volunteer basis, by entering a 1 in the appropriate field.

Male Assistant Coaches

Female Assistant Coaches

Varsity Teams	Male Assistant Coaches				Female Assistant Coaches				Total Assistant Coaches
	Assigned to Team on a Full-Time Basis	Assigned to Team on a Part-Time Basis	Full-Time Institution Employee	Part-Time Institution Employee or Volunteer	Assigned to Team on a Full-Time Basis	Assigned to Team on a Part-Time Basis	Full-Time Institution Employee	Part-Time Institution Employee or Volunteer	
Baseball		2	2						2
Basketball		3		3					3
Cross Country									0
Golf		1	1						1
Soccer		1		1					1
Track and Field (Outdoor)									0
Wrestling		1		1					1
Coaching Position Totals	0	8	3	5	0	0	0	0	8

CAVEAT



Assistant Coaches - Women's Teams

For each women's team, indicate whether the assistant coach is male or female, was assigned to the team on a full-time or part-time basis, and whether the coach was employed by the institution on a full-time basis or on a part-time or volunteer basis, by entering a 1 in the appropriate field.

Male Assistant Coaches

Female Assistant Coaches

Varsity Teams	Male Assistant Coaches				Female Assistant Coaches				Total Assistant Coaches
	Assigned to Team on a Full-Time Basis	Assigned to Team on a Part-Time Basis	Full-Time Institution Employee	Part-Time Institution Employee or Volunteer	Assigned to Team on a Full-Time Basis	Assigned to Team on a Part-Time Basis	Full-Time Institution Employee	Part-Time Institution Employee or Volunteer	
Basketball	<input type="text"/>	<input type="text" value="1"/>	<input type="text" value="1"/>	<input type="text"/>	<input type="text"/>	<input type="text"/>	<input type="text"/>	<input type="text"/>	<input type="text" value="1"/>
Cross Country	<input type="text"/>	<input type="text"/>	<input type="text"/>	<input type="text"/>	<input type="text"/>	<input type="text"/>	<input type="text"/>	<input type="text"/>	<input type="text" value="0"/>
Golf	<input type="text"/>	<input type="text" value="1"/>	<input type="text" value="1"/>	<input type="text"/>	<input type="text"/>	<input type="text"/>	<input type="text"/>	<input type="text"/>	<input type="text" value="1"/>
Soccer	<input type="text"/>	<input type="text" value="1"/>	<input type="text"/>	<input type="text" value="1"/>	<input type="text"/>	<input type="text"/>	<input type="text"/>	<input type="text"/>	<input type="text" value="1"/>
Softball	<input type="text"/>	<input type="text" value="2"/>	<input type="text"/>	<input type="text" value="2"/>	<input type="text"/>	<input type="text"/>	<input type="text"/>	<input type="text"/>	<input type="text" value="2"/>
Track and Field (Outdoor)	<input type="text"/>	<input type="text"/>	<input type="text"/>	<input type="text"/>	<input type="text"/>	<input type="text"/>	<input type="text"/>	<input type="text"/>	<input type="text" value="0"/>
Volleyball	<input type="text"/>	<input type="text"/>	<input type="text"/>	<input type="text"/>	<input type="text"/>	<input type="text"/>	<input type="text"/>	<input type="text"/>	<input type="text" value="0"/>
Coaching Position Totals	<input type="text" value="0"/>	<input type="text" value="5"/>	<input type="text" value="2"/>	<input type="text" value="3"/>	<input type="text" value="0"/>	<input type="text" value="0"/>	<input type="text" value="0"/>	<input type="text" value="0"/>	<input type="text" value="5"/>

CAVEAT

Assistant Coaches' Salaries - Men's and Women's Teams

Enter only salaries and bonuses that your institution pays assistant coaches as compensation for coaching. Do not include benefits on this screen.
Do not include volunteer coaches in calculating the average salary and the Full-Time Equivalent (FTE) Total.
For help calculating the FTE total click on the Instructions link on this screen.

	Men's Teams	Women's Teams
Average Annual Institutional Salary per Assistant Coaching Position (for coaching duties only)	9,063	5,450
Number of Assistant Coaching Positions Used to Calculate the Average	8	5
Number of Volunteer Assistant Coaching Positions (Do not include these coaches in your salary or FTE calculations.)	0	0
Average Annual Institutional Salary per Full-time equivalent (FTE)	29,533	25,349
Sum of Full-Time Equivalent (FTE) Positions Used to Calculate the Average	2.46	1.08

CAVEAT

Athletically Related Student Aid - Men's and Women's Teams

Athletically related student aid is any scholarship, grant, or other form of financial assistance, offered by an institution, the terms of which require the recipient to participate in a program of intercollegiate athletics at the institution. Other student aid, of which a student-athlete simply happens to be the recipient, is not athletically related student aid. If you do not have any aid to report, enter a 0.

	Men's Teams	Women's Teams	Total
Amount of Aid	725,948	526,223	1,252,171
Ratio (percent)	58	42	100%

CAVEAT

Recruiting Expenses - Men's and Women's Teams

Recruiting expenses are all expenses an institution incurs attributable to recruiting activities. This includes, but is not limited to, expenses for lodging, meals, telephone use, and transportation (including vehicles used for recruiting purposes) for both recruits and personnel engaged in recruiting, and other expenses for official and unofficial visits, and all other expenses related to recruiting. If you do not have any recruiting expenses to report, enter a 0.

	Men's Teams	Women's Teams	Total
Total	6,292	2,470	8,762

CAVEAT

Operating (Game-Day) Expenses - Men's and Women's Teams by Team

Operating expenses are all expenses an institution incurs attributable to home, away, and neutral-site intercollegiate athletic contests (commonly known as "game-day expenses"), for (A) Lodging, meals, transportation, uniforms, and equipment for coaches, team members, support staff (including, but not limited to team managers and trainers), and others; and (B) Officials.

For a sport with a men's team and a women's team that have a combined budget, click here for special instructions. Report actual numbers, not budgeted or estimated numbers. Please do not round beyond the next dollar.

Men's Teams

Women's Teams

Varsity Teams	Participants	Operating Expenses per Participant	By Team	Participants	Operating Expenses per Participant	By Team	Total Operating Expenses
Basketball	15	2,670	40,044	15	2,339	35,080	75,124
Baseball	34	783	26,612				26,612
Cross Country	9	565	5,086	8	630	5,042	10,128
Golf	8	1,696	13,568	5	2,621	13,104	26,672
Soccer	29	318	9,213	12	864	10,371	19,584
Softball				19	773	14,682	14,682
Track and Field (Outdoor)	17	52 ✓	891	7	124	865	1,756
Volleyball				12	809	9,702	9,702
Wrestling	15	1,988	29,821				29,821
Total Operating Expenses Men's and Women's Teams	127		125,235	78		88,846	214,081

CAVEAT

Note: This screen is for game-day expenses only.

Total Expenses - Men's and Women's Teams

Enter all expenses attributable to intercollegiate athletic activities. This includes appearance guarantees and options, athletically related student aid, contract services, equipment, fundraising activities, operating expenses, promotional activities, recruiting expenses, salaries and benefits, supplies, travel, and any other expenses attributable to intercollegiate athletic activities.

Report actual numbers, not budgeted or estimated numbers. Please do not round beyond the next dollar.

Varsity Teams	Men's Teams	Women's Teams	Total
Basketball	278,921	202,212	481,133
Baseball	344,178		344,178
Cross Country	41,847	29,338	71,185
Golf	107,046	77,991	185,037
Soccer	182,390	159,795	342,185
Softball		159,118	159,118
Track and Field (Outdoor)	26,378	21,351	47,729
Volleyball		135,224	135,224
Wrestling	152,481		152,481
Total Expenses of all Sports, Except Football and Basketball, Combined	854,320	582,817	1,437,137
Total Expenses Men's and Women's Teams	1,133,241	785,029	1,918,270
Not Allocated by Gender/Sport (Expenses not attributable to a particular sport or sports)			322,408
Grand Total Expenses			2,240,678

CAVEAT

Total Revenues - Men's and Women's Teams

Your total revenues must cover your total expenses.

Enter all revenues attributable to intercollegiate athletic activities. This includes revenues from appearance guarantees and options, an athletic conference, tournament or bowl games, concessions, contributions from alumni and others, institutional support, program advertising and sales, radio and television, royalties, signage and other sponsorships, sport camps, state or other government support, student activity fees, ticket and luxury box sales, and any other revenues attributable to intercollegiate athletic activities.

Report actual numbers, not budgeted or estimated numbers. Please do not round beyond the next dollar.

Varsity Teams	Men's Teams	Women's Teams	Total
Basketball	2,871,791	213,634	3,085,425
Baseball	367,539		367,539
Cross Country	41,847	29,338	71,185
Golf	110,815	79,247	190,062
Soccer	183,365	160,340	343,705
Softball		171,924	171,924
Track and Field (Outdoor)	26,401	21,374	47,775
Volleyball		139,663	139,663
Wrestling	158,629		158,629
Total Revenues of all Sports, Except Football and Basketball, Combined	888,596	601,886	1,490,482
Total Revenues Men's and Women's Teams	3,760,387	815,520	4,575,907
Not Allocated by Gender/Sport (Revenues not attributable to a particular sport or sports)			381,040

Grand Total for all Teams (includes by team and not allocated by gender/sport)

4,956,947

CAVEAT

Summary - Men's and Women's Teams

Your Grand Total Revenues must be equal to or greater than your Grand Total Expenses or you will not be able to lock your survey.

	Men's Teams	Women's Teams	Total
1 <u>Total of Head Coaches' Salaries</u>	152,999	128,996	281,995
2 <u>Total of Assistant Coaches' Salaries</u>	72,504	27,250	99,754
3 <u>Total Salaries (Lines 1+2)</u>	225,503	156,246	381,749
4 <u>Athletically Related Student Aid</u>	725,948	526,223	1,252,171
5 <u>Recruiting Expenses</u>	6,292	2,470	8,762
6 <u>Operating (Game-Day) Expenses</u>	125,235	88,846	214,081
7 <u>Summary of Subset Expenses (Lines 3+4+5+6)</u>	1,082,978	773,785	1,856,763
8 <u>Total Expenses for Teams</u>	1,133,241	785,029	1,918,270
9 <u>Total Expenses for Teams Minus Subset Expenses (Line 8 – Line 7)</u>	50,263	11,244	61,507
10 <u>Not Allocated Expenses</u>			322,408
11 <u>Grand Total Expenses (Lines 8+10)</u>			2,240,678
12 <u>Total Revenues for Teams</u>	3,760,387	815,520	4,575,907
13 <u>Not Allocated Revenues</u>			381,040
14 <u>Grand Total Revenues (Lines 12+13)</u>			4,956,947

15	<u>Total Revenues for Teams minus Total Expenses for Teams (Line 12-Line 8)</u>	2,627,146	30,491	2,657,637
16	<u>Grand Total Revenues Minus Grand Total Expenses (Line 14- Line 11)</u>			✔ 2,716,269

To return to a data entry screen, click on the link in the Navigation Menu.
To proceed to the Supplemental Information screen, click on the link in the Navigation Menu or click on the "Next" button on this screen.

Supplemental Information (optional)

This screen may be used to help the reader better understand the data you have provided, or to help a prospective student-athlete make an informed choice of an athletics program.

This information will be viewable on the EADA public website. Please do not include the names of individuals or write messages to the help desk.

To explain specific data entered on a previous screen, please use the caveat box on that screen.

